



Cross Level Housing


Programs and Collaborative Projects




Cross Level Housing
Addiction & Mental Health
Alberta Health Services - Edmonton Zone



The information included in this package is an overview of the housing sites and collaborative initiatives included under the AHS Cross Level Housing (CLH) umbrella of programming.

Sites listed with the  icon offer services that are considered “non-prohibitive” towards substance use. This can range widely between programs (ie: harm reduction, managed alcohol program), so it is important to consult the full section for each program or contact the site directly for more specific details.


Symbol Legend

-  Transitional or Interim Housing Program
-  Permanent or Long-Term Housing Site
-  Apartment Style
-  Group Home Style
-  Lodge/Facility Style
-  Wheelchair accessible options available
-  Stairs required for access
-  Non-Prohibitive towards Substance Use
-  Any Gender
-  Meals Provided
-  Medication Assistance or Administration
-  Onsite support for emotional regulation
-  24/7 Staffed Site
-  Onsite Recreation Programming

TRANSITIONAL

-  **WISH In-Motion Homes:** Two-year group homes with onsite HCA support.
-  **Inner Ways, Buffalo Home:** Harm-reduction, transitional supportive housing for self-identifying women.
-  **Inner Ways, Bear & Beaver Den:** Harm reduction, transitional supportive housing.
- Journey Home:** Forensic focused, skill-building group home for transitioning to independent living.
- House Next Door, Houses 2 & 4:** Forensic focused, skill-building group homes for ongoing community reintegration.
- House Next Door, Houses 1 & 3:** Skill-building group homes for transitioning to independent living.
-  **Donnelly House:** Three-month group home for individuals with a transition plan and community supports in place.
- Cornerstone:** Apartment-style, sober housing program for self-identifying women.
-  **Anderson Hall:** Apartment-style, housing program for young adults (18-30).
-  **DiverseCity:** Assertive Community Treatment (ACT) Housing First program.

SUPPORTED



INDEPENDENT

PERMANENT



Ambrose Place: Indigenous focused, harm reduction assisted living site.

SUPPORTED

Stepping Stones: Mental health assisted living site.

Edmonton People in Need Shelter Society: Inner-city, supported housing.



e4c Harm Reduction Lodge: Lodge-style supported housing for people with mental health and concurrent disorders.

Support Homes: Various group homes with 24/7 Health Care Aide support.



Cloverleaf Manor: Harm-reduction, lodge-style living in Warburg for people age 24 to 64.

Belvedere Apartments: Apartment-style housing with 24/7 HCA support.



Iris Court: Lodge-style living for people age 18 to 55.

Ottewell Manor: Lodge-style living for people age 55 to 64.



Our Place: Long-term, supportive group home for 10 women.




Meadows Place: Four group homes and one satellite house for men.



Balwin Place: Harm-reduction, permanent supportive housing in an apartment.

Approved Homes: Supportive home environment in family or couple's homes.

INDEPENDENT





Ambrose Place
NiGiNan Housing Ventures

42 Suites



\$1168-1528/MO

780-862-7742

Self-contained suites in a harm reduction, Permanent Supportive Housing program. Geared towards individuals of Indigenous descent with a history of homelessness and complex accommodation and care needs. Target population is adults with active addictions and physical care needs.

Onsite recreation and spiritual programming available.
Apply through AHS and NiGiNan.



- Supports**
- CASE MANAGEMENT
 - 24/7 ONSITE NURSING (LPN)
 - 24/7 HEALTH CARE AIDES (HCA)
 - HOUSING SUPPORT WORKERS
 - AHS CARE TEAM, INCLUDING:
 - SOCIAL WORKER
 - RECREATION THERAPIST
 - ADDICTION COUNSELLOR



Anderson Hall Transitional Housing Program
Alberta Health Services

14 Apartments



\$350-450/MO
\$350 DD
BASIC UTILITIES
INCLUDED

780-399-0889

One-year, apartment-style transitional housing program for young adults (18-30) with mental health concerns and concurrent disorders. Participants live in a furnished apartment and connect with a multidisciplinary clinical team on higher level goals, including transitioning to independent living. Participants are required to work with e4c Financial Management Hub for program fee payment.

Apply through Strata Health Pathways (pg. 10 for details).

Supports

- CASE MANAGEMENT
- AHS CARE TEAM, INCLUDING:
 - SOCIAL WORKER
 - OCCUPATIONAL THERAPIST
 - RECREATION THERAPIST
 - PEER SUPPORT
- SUPPORT WITH HIGHER LEVEL GOALS
- NO ONSITE SUPPORT



Approved Homes
Contracted Operators

19 Beds across 7 Homes



\$700/MO
INCLUDES
ROOM AND BOARD

780-394-5289

Supportive home environment in a family or couple's home. Most Operators require their residents to be engaged in programming or activities outside the house during the day. No drug or alcohol use while in the program. Must be able to physically complete all self-care activities with minimal prompting/cueing.

Apply through Strata Health Pathways (pg. 10 for details).



- Supports**
- CASE MANAGEMENT
 - OPERATOR LIVES ONSITE
 - SOME PROMPTING/CUEING
 - ADDITIONAL SUPPORTS CAN BE IN-REACHED (IE: HOME CARE)



Balwin Place

George Spady Society (GSS)
Homeward Trust

25 Apartments, 3 Barrier-Free Units



\$850/MO

RENTAL ASSISTANCE
AVAILABLE BASED
ON NEED

587-983-4895

Harm reduction, Permanent Supportive Housing (PSH). Target population is people with a history of homelessness or multiple attempts in other housing environments as well as complex needs including active substance use.

Residents must be able to manage self-care with prompting/cueing. Meals not provided, support available as needed.

Apply through Homeward Trust Coordinated Access.

Supports



ASSERTIVE STAFF ENGAGEMENT

ONSITE AHS CARE TEAM, INCLUDING:

- PSYCHIATRIC NURSE
- OCCUPATIONAL THERAPIST
- RECREATION THERAPIST
- PEER SUPPORT

ONSITE SUPPORT FROM GSS STAFF

**ASSISTANCE IN-REACHING
COMMUNITY SUPPORTS**



Belvedere Apartments

Wellness Integrated Support Homes (WISH)

3 Apartments, 2 Residents per Apartment



\$900/MO

\$900 DD
INCLUDES PHONE,
CABLE, INTERNET
AND LAUNDRY

780-342-7664

Apartment-style housing with group home level support available. Fully furnished including kitchens. No support for unscheduled medical needs. Focus on maximizing independence. Sign in/sign out with staff for safety but not restricted on when they can come and go.

Parking available with power.

Apply through Strata Health Pathways (pg. 10 for details) by referring to the "Intake Coordinator".

Supports



CASE MANAGEMENT FROM WISH

**MONITORING, SUPPORT AND CARE
AS DETERMINED BY RESIDENTS,
STAFF AND WISH CASE MANAGER**

24/7 HCA SUPPORT AS NEEDED

MEDICATION ASSISTANCE AS NEEDED

FULL MEAL SUPPORT AS NEEDED



Cloverleaf Manor

Leduc Regional Housing Foundation
George Spady Society (GSS)

13 Suites for Complex Addiction and Mental Health through CLH



\$1320/MO

\$500 DD
TENANT INSURANCE
REQUIRED

780-862-7742

Non-medical, lodge-level care in Warburg, Alberta for adults (25-65) with a mental health diagnosis. Harm reduction philosophy on substance use.

Wheelchair accessible but must be independently mobile, no stairs. Cost includes meals and snacks and in-room satellite TV.

Apply through Strata Health Pathways (pg. 10 for details) by referring to the "Intake Coordinator".

Supports



**CASE MANAGEMENT
24/7 NON-MEDICAL SUPPORT STAFF**

LIGHT HOUSEKEEPING/LINEN SERVICE

TRANSPORTATION TO APPTS

AHS CARE TEAM, INCLUDING:

- REC THERAPIST
- INDEPENDENT LIVING SUPPORT



Cornerstone Transitional Housing Program

The Salvation Army

20 Apartments



\$580-685/MO

\$350 DD
BASIC UTILITIES
INCLUDED

780-938-1611

One-year, independent, sober, transitional housing program for adult women with mental health concerns and concurrent disorders. Recovery-focused and meant to support participants to refine community living skills that will enhance successful transition to independent living.

Must be independent with daily living skills, interested in engaging in recovery planning, and willing to follow onsite Salvation Army rules (ie: curfew, chores, sobriety). Onsite coin laundry is down a short flight of stairs.

Apply through Strata Health Pathways (pg. 10 for details).

Supports



CASE MANAGEMENT

AHS CARE TEAM, INCLUDING:

- SOCIAL WORKER
- OCCUPATIONAL THERAPIST
- RECREATION THERAPIST
- PEER SUPPORT

SUPPORT WITH HIGHER LEVEL GOALS

MINOR SUPPORT AND ACTIVITIES
ONSITE FROM SALVATION ARMY



DiverseCity

Homeward Trust

Independent Community Apartments



MARKET RENT
HOMEWARD TRUST
SUBSIDY MAY APPLY
BASED ON INCOME

780-342-7705

DiverseCity provides Assertive Community Treatment (ACT) as well as housing within a Housing First framework. Program involvement is usually one to two years, depending on the needs of the client. Operates on a scattered site housing model, supporting clients to obtain market housing with support transitioning to higher independence.

Apply through DiverseCity directly. Contact for referral form.

Supports

ASSERTIVE CASE MANAGEMENT

AHS CARE TEAM, INCLUDING:

- RN/RPN
- OCCUPATIONAL THERAPISTS
- RECREATION THERAPISTS
- SOCIAL WORKERS
- ADDICTION COUNSELLOR
- SUPPORTIVE EMPLOYMENT
- PEER SUPPORT

MEDICATIONS SELF-ADMINISTREED
NURSES AVAILABLE FOR INJECTIONS



Donnelly House

Edmonton John Howard Society

8 Beds in 5 Bedrooms



NO COST
INCLUDES
ROOM AND BOARD

780-399-8743

3-month transitional group home for individuals aged 16+ who have a clear transition plan and are connected to community supports to facilitate that plan.

Must be able to attend to activities of daily living independently, participate in minor household tasks, able to demonstrate safe smoking protocol and be able to live safely in a communal setting.

Apply through Strata Health Pathways (pg. 10 for details).

Supports



CASE MANAGEMENT

24/7 SUPPORT STAFF

SINGLE-STAFFED

MUST BE CONNECTED TO
COMMUNITY TRANSITION SUPPORTS



e4c The Lodge at Elizabeth House

e4c

20 Individual Rooms with Shared Bathrooms

Lodge style, permanent supportive housing for adults (18+) with mental health and active addictions. Operates using a trauma-informed and recovery-oriented approach.

Must be independent with self-care, no support for unscheduled medical needs, and must be able to manage daily schedule independently (no program component). Must be able to manage stairs independently, no elevator.

Apply through Strata Health Pathways (pg. 10 for details).



\$620-\$1035/MO
BASED ON INCOME
\$500 DD

780-999-1523

Supports



CASE MANAGEMENT
24/7 ONSITE SUPPORT STAFF
e4c LIFESKILLS AND WELLNESS TEAM

AHS CARE TEAM, INCLUDING:

- SOCIAL WORKER
- OCCUPATIONAL THERAPIST
- REGISTERED NURSE
- PEER SUPPORT

IN-REACHED HOME CARE AS NEEDED



EPIN

Edmonton People in Need Shelter Society

38 Beds through CLH in Various Houses

Single, furnished rooms located in various houses in the inner-city area. Supportive environment including a strong recreational therapy program.

No ongoing support for unscheduled medical needs. Must be able to use public transportation services to attend appointments. Must be agreeable to living in a group home and living in an inner-city area. Must be agreeable to 3rd party rent payment. No substance use or paraphernalia allowed onsite. Will need to be able to manage minimal stairs. Not wheelchair accessible.

Apply through Strata Health Pathways (pg. 10 for details) by referring to the "Intake Coordinator".



**CONTACT FOR
DETAILS**

780-342-7664

Supports



WISH CASE MANAGER

DAILY LPN (NO WEEKEND OR EVENING)

24/7 HEALTH CARE AIDES (HCA)

MEDICATION ASSISTANCE

MEALS AND SNACKS PROVIDED

LAUNDRY AND BASIC TOILETRIES

LIGHT HOUSEKEEPING ASSISTANCE



House Next Door (1&3)

House Next Door Society

16 Beds between 2 Houses

Two skill-building, transitional group homes. Participants must be willing to participate in the program component. Non-prohibitive towards substance use, managed case-by-case. Contact for further details regarding substance use policy.

Apply through House Next Door directly.



\$450-\$650/MO
VARIES BASED ON
INCOME SOURCE

780-444-2070

Supports



CASE MANAGEMENT

JOINT MEAL PLANNING

MEDICATIONS LOCKED BUT SELF-ADMINISTERED

SOME PROMPTING/CUEING



House Next Door (2&4)

House Next Door Society

17 Beds between 2 Houses



\$450-\$650/MO
VARIES BASED ON
INCOME SOURCE

780-756-6615

Two skill-building, transitional group homes accessible through AHS Forensic Mental Health. Participants must be willing to participate in the program component and willing to abstain from substance use.

Applications through AHS Forensic Mental Health.

Supports



CASE MANAGEMENT

JOINT MEAL PLANNING

MEDICATIONS LOCKED BUT SELF-ADMINISTERED

SOME PROMPTING/CUEING



Inner Ways: Bear Den & Beaver Den

e4c

10 Beds between 2 Houses



NO COST
INTENTION THAT
RESIDENTS SAVE FOR
TRANSITION

ROOM AND BOARD

780-918-0675

3-month, harm reduction, transitional supportive housing for 10 individuals with complex needs and barriers to housing, including concurrent disorders. Continued connection to community supports for transition and wellness planning required.

Residents to engage living safely in a communal setting, participate in minor household tasks, be able to attend to self-care, and follow safe smoking protocol.

Apply through Strata Health Pathways (pg. 10 for details).

Supports



CASE MANAGEMENT

2:5 STAFF TO RESIDENTS

AHS CARE TEAM, INCLUDING:
- SOCIAL WORKER
- PEER SUPPORT

SUPPORT WITH TRANSITION AND WELLNESS PLANNING



Inner Ways: Buffalo Home

e4c

10 Beds



NO COST
INTENTION THAT
RESIDENTS SAVE FOR
TRANSITION

ROOM AND BOARD

780-293-0816

3-6 month, harm reduction, transitional supportive housing for 10 self-identifying women with complex needs and barriers to housing, including concurrent disorders. Continued connection to community supports for transition and wellness planning required.

Residents to engage living safely in a communal setting, participate in minor household tasks, be able to attend to self-care, and follow safe smoking protocol.

Apply through Strata Health Pathways (pg. 10 for details).

Supports



CASE MANAGEMENT

2:5 STAFF TO RESIDENTS

AHS CARE TEAM, INCLUDING:
- SOCIAL WORKER
- PEER SUPPORT

SUPPORT WITH TRANSITION AND WELLNESS PLANNING



Iris Court

Schizophrenia Society of Alberta
Homeward Trust

20 Suites



\$1200/MO
\$600 DD

780-862-7742

Permanent housing with lodge-level supports. Single occupancy rooms with half bathrooms, shared dining areas.

No support for unscheduled medical needs. Residents are required to maintain their own suites, although some support with housekeeping routines is available.

Apply through Homeward Trust Coordinated Access.

Supports



CASE MANAGEMENT

24/7 TENANT SUPPORT WORKERS

CONSULTATION FROM AHS SW

MEALS AND HOUSEKEEPING PROVIDED



Journey Home

Edmonton John Howard Society

6 Beds



\$664/MO

780-249-8970

Transitional group home accessible through AHS Forensic Mental Health. Single occupancy rooms, shared dining area. Participants make meals independently and chores are a shared responsibility for common areas. Residents participate in programming to build skills in understanding behaviour progression and emotional regulation.

Apply through Edmonton John Howard Society directly.

Supports



CASE MANAGEMENT

24/7 CASEWORKERS

GROCERIES PROVIDED



Meadows Place

e4c

19 Beds across 5 Houses



\$650-780/MO
BASED ON INCOME
\$285 DD

INCLUDES ROOM,
BOARD, UTILITIES

780-425-7927

Long-term, supportive housing in four “satellite” houses and one “main” house for men with a history of mental illness who are involved in, or a resident of, the inner-city.

Must be able to live independently with relatively little assistance (including housekeeping and laundry). Substance use is prohibited onsite. Residents may be onsite while intoxicated if they are able to follow program rules and it does not impact other residents.

Refer through e4c directly. Meadows Place does not keep a waitlist.

Supports



MAIN HOUSE 24/7 STAFFED

**RESIDENTS HELP PREPARE MEALS
GROCERIES PROVIDED**

OTHER SUPPORTS INCLUDE:

**LIFE SKILLS, ACCESSING PROGRAMS,
COMPLYING WITH TREATMENT,
ATTENDING APPOINTMENTS,
INFORMAL COUNSELING, SERVICE
CARE PLANS, AND SOCIAL SUPPORT**



Ottewell Manor

Greater Edmonton Foundation (GEF)

38 Suites



\$1200/MO

CABLE COSTS EXTRA
TENANT INSURANCE
REQUIRED

780-399-8743

Lodge-style permanent housing for applicants aged 55-64. Residents may age in place as long as they can continue to manage independent living. Fully furnished rooms with half bath.

No support for unscheduled medical needs. Must be able to manage daily schedule independently (no program component).

Apply through Strata Health Pathways (pg. 10 for details).

Supports



HOME CARE/MED ASSIST IN-REACHED

3 MEALS PER DAY, PLUS SNACKS

HOUSEKEEPING

RECREATION PROGRAMMING AVAILABLE



Our Place

e4c

10 Beds



\$650-780/MO
BASED ON INCOME
\$285 DD

INCLUDES ROOM,
BOARD, UTILITIES

780-426-6466

Long-term, supportive housing for 10 women with a history of mental illness who are involved in, or a resident of, the inner-city. Must be able to live independently with relatively little assistance (including housekeeping and laundry).

Substance use is prohibited onsite. Residents may be onsite while intoxicated if they are able to follow program rules and it does not impact other residents.

Refer through e4c directly. Our Place does not keep a waitlist.

Supports



**RESIDENTS HELP PREPARE MEALS
GROCERIES PROVIDED**

**OTHER SUPPORTS INCLUDE:
LIFE SKILLS, ACCESSING PROGRAMS,
COMPLYING WITH TREATMENT,
ATTENDING APPOINTMENTS,
INFORMAL COUNSELING, SERVICE
CARE PLANS, AND SOCIAL SUPPORT**



Stepping Stones

The Salvation Army

50 Beds through CLH



**CONTACT
FOR DETAILS**

780-342-7664

Long term addictions and mental health supportive housing for adults age 18 and up. Individual bedrooms, shared bathrooms and shower between 5-6 residents. Communal dining room, lounges and outside smoking area.

No use or possession of alcohol, cannabis or illicit substances on site.

Apply through Strata Health Pathways (pg. 10 for details) by referring to the "Intake Coordinator".

Supports



WISH CASE MANAGEMENT

24/7 LPN AND HEALTH CARE AIDE

MEDICATION ADMINISTRATION

**RECREATION THERAPY AND
RECREATION ROOMS ONSITE**

CHAPLAINCY SERVICES

HOUSEKEEPING



Support Homes

Various Operators

Group Homes throughout Edmonton

Group home operators include Medi Homes, PSSI, Excel, Hope Ltd., Hope Inc., McLeod, In & Out, Prospect Villa, Safe Haven and Summerlea.



CONTACT FOR DETAILS

780-342-7664

No support for unscheduled medical needs. Must be agreeable and have the ability to live in a group home setting.

Apply through Strata Health Pathways (pg. 10 for details) by referring to the "Intake Coordinator".

Supports



WISH CASE MANAGEMENT

24/7 HEALTH CARE AIDE (HCA)

IN-REACHED MENTAL HEALTH AND ADDICTION SUPPORT



WISH In-Motion

PSSI and In & Out Homes

12 Beds

Two-year supported housing program that provides recovery-based, wraparound independent living supports and intensive support services. Support provided to establish and maintain a successful community living pattern to facilitate access to more readily available residential options. Participants are expected to complete household tasks and be willing to participate in the program.



CONTACT FOR DETAILS

780-342-7664

Apply through Strata Health Pathways (pg. 10 for details) by referring to the "Intake Coordinator".

Supports



WISH CASE MANAGEMENT

24/7 HEALTH CARE AIDE (HCA)

MEALS AND GROCERIES, SOME PARTICIPATION IN MEAL PLAN/PREP

FULL MEDICATION ASSISTANCE

IN-REACHED MENTAL HEALTH AND ADDICTION SUPPORT

Strata Health Pathways

Cross Level Housing (CLH) transitioned to utilizing the Strata Health Pathways (SHP) program in June of 2018 for applying to several housing programs within CLH. Profiles are created for each individual in need of housing, including detailed information about their support needs. Each profile generates a list of CLH programs that may be appropriate and can be referred to within the system.

SHP is currently accessible only to Alberta Health Services (AHS) staff.

AHS staff must complete a My Learning Link module titled "Strata Health Pathways Sender Training" to be granted access to SHP. For more information, please contact the Intake Coordinators.

Referrals are accepted from supports outside of AHS. To submit an external referral, contact the CLH program you would like to refer to. External referral sources can also contact the Housing Consultant and Intake Coordinators working with our program for information about multiple sites.

CLH and SHP Contacts

Housing Consultant
Christina Davis
Phone: 780-399-8743

Intake Coordinators
Marnie Vincent-Pardell
Ryan Sorensen
Phone: 780-342-7664

Cross Level Housing
Young Adult & Cross Level Services
Addiction & Mental Health
Alberta Health Services – Edmonton Zone

Edmonton Mental Health Clinic
9942-108 Street
Edmonton, AB T5K 2J5